

GRADE 2 PARENT HANDBOOK



Welcome to homeschooling with Euka

A practical, friendly guide to your first year of homeschooling, designed to help your family feel confident and organised from day one.



We're so glad your family is here

This is the beginning of an exciting adventure together, one filled with discovery, growth, and the joy of learning as a family.

The purpose of this handbook is simple: to be your friendly, practical guide as you step into the Euka curriculum. Inside, you'll find clear explanations, helpful examples, flexible timetables, and everything you need to feel confident and organised from day one.

At Euka, we believe homeschooling works best when families feel supported, not overwhelmed. That's why our experienced Future Learning Specialists and friendly administration team are here for you every step of the way.

Whether you have a quick question, need extra resources, or just want a little encouragement, we're only a message away and genuinely excited to help you succeed.

You're not just enrolling in a program. You're joining a community.

We're here to walk alongside you, celebrating the wins, navigating the challenges, and making sure your home education journey is rewarding, flexible, and perfectly suited to your family.

We can't wait to see all the wonderful things your children will discover and achieve with Euka!

The Euka team

You're enrolled, here's what happens next

Once you've enrolled via our website, you'll receive a Welcome to Euka email with everything you need to get started. This email will guide you through the final steps of your enrolment, including entering your student's details and generating their unique Euka Student ID. Once completed, you'll have access to both the Parent Portal and Student Portal.

Your Welcome email walks you through the first steps in plain language, so you can start exploring the program at your own pace. Once your Student ID is generated, the full curriculum unlocks instantly across both portals.



Student Portal

Where your child accesses lessons each day. Parents can also log in to track progress.

Parent Portal

Your admin hub: payments, progress, reports, premium services, additional grade levels, and term-by-term ZIP downloads of activity and answer sheets for offline use.

TIP

For more guidance, visit our Help Centre at help.euka.edu.au.



How does the Euka Student Portal work?

Your full course materials are available instantly once you enrol, ready and waiting in each child's own personalised student portal.

This easy-to-use online platform makes homeschooling simple and motivating for the whole family. At a glance, students can see exactly what needs to be covered each week, so they always know where they're up to without any guesswork.

As your child works through the lessons, they can mark each task as complete themselves. Along the way, they'll earn official certificates, giving them a sense of achievement and helping keep them engaged in their learning.

Every child is met exactly where they are, rather than being forced into a one-size-fits-all approach.

Personalised Learning Plan (PLP)

Your child's core grade level is where they'll complete most of their subjects, but we can also support adjustments in Maths, English, and Science through our optional Personalised Learning Plan (PLP) support. For example, if your child is working at a Grade 2 core level but needs additional support in English, we can add Grade 1 English. Equally, if they're ready for a challenge, we can step them up to Grade 3 English to keep them progressing with confidence. Get in touch with us via euka.edu.au/contact to adjust.


WE'RE HERE FOR YOU

You're never on your own

Our team of experienced Future Learning Specialists and friendly administration staff is always available to help.

If you experience any issues with the program or have administrative questions, simply reach out and we will assist you as quickly as possible.

If you need help supporting your child with a particular topic or activity, our Future Learning Specialists are happy to provide guidance, additional resources, and personalised support.



GET IN TOUCH

Visit our Contact Page at euka.edu.au/contact and a real person will be in touch within one business day.



SECTION TWO

Daily & Weekly Routines

How a Euka day flows, how a Euka week looks, and how it flexes around your family.





Time for learning, time for life

We know a typical school day from 9 am to 3 pm isn't spent entirely on academic learning. Once you factor in recess, lunch, assemblies, rehearsals, and other activities, only part of the day is dedicated to core teaching. The Euka program is thoughtfully designed to be efficient yet relaxed, leaving plenty of time each day for your child to follow their interests, develop their talents, and simply enjoy being a child.

Many young people leave school without a clear sense of what they enjoy or where their strengths lie. Our program deliberately builds in generous, unstructured time so children can discover and nurture their unique gifts and passions. The Euka curriculum is designed to be part of your family life, not separate from it.

DAILY STRUCTURE

Maths + English + 1 subject

TIME PER DAY

Around 2–3 core hours

In traditional schools, subjects are often broken into short lessons due to timetable pressures. We believe children learn more effectively when they can fully immerse themselves in a topic without interruption. Maths and English follow a steady, alternating structure to support consistent progress.

A flexible weekly plan that fits your family

A typical day includes a Maths lesson, an English lesson, and one additional subject. There are no strict time limits. Your child follows their natural rhythm. The example below is a guide and can be adjusted around family plans, appointments, and excursions.

DAY	MATHS	ENGLISH	ADDITIONAL SUBJECT
Monday	Maths Number to 1,000 and place value	English Narrative writing	Art Visual arts exploration
Tuesday	Maths Addition and subtraction	English Reading the class novel	Science Living things and their needs
Wednesday	Maths Multiplication as equal groups	English Sentences and punctuation	History Continuity and change in communities
Thursday	Maths Length and mass	English Comprehension and discussion	Health Identity and respectful relationships
Friday	Maths Time, money and review	English Informative writing	PE Fundamental movement skills

TIP

Some activities may capture your child's attention for hours, while others may be completed quickly. This natural rhythm is one of the benefits of home education.

WHY THIS STRUCTURE

Maths and English follow a steady daily rhythm to support consistent progress. Other subjects rotate so your child can immerse fully in one topic at a time.

ADJUST FREELY

The plan flexes around your family. Move subjects, swap days, or pause for an excursion. The Euka curriculum is designed to be part of family life, not separate from it.

Routines that work for the whole family

Every family is different, and you will naturally find a routine that works best for you.

Many families find it helpful to have all children complete Maths and English at the same time each day. While one child works independently, you can spend one-on-one time with another. This approach can also be used for English, allowing each child to receive individual support during core subjects.

Afternoons can be a great time for shared learning. Children can come together for group activities such as science experiments, art projects, or other hands-on tasks. Afterwards, each child can complete their own individual work.

This is just one approach, and you are encouraged to adapt it to suit your family. The Euka program is designed to help children become more independent over time, making it easier to manage multiple learners.







SECTION THREE

Government Registration & Reporting

How homeschooling registration works in Australia, what reporting you'll need, and how Euka helps you handle both.



Register your child as a homeschooler

In Australia, families who choose to homeschool are required to register their child with their state or territory's Department of Education. Each state has its own process, but the basic shape is the same.

Families need to submit a homeschooling application along with learning plans for their child. These plans demonstrate how your child's learning will align with the Australian Curriculum, your understanding of your child's individual learning needs, and how you plan to support and facilitate their education.



You won't need to provide past school reports as part of this process.

Documents required

- Scope and Sequence (provided by Euka)
- Birth Certificate
- Individualised Learning Plan (ILP)

PREMIUM SERVICE AVAILABLE

The simplest way to handle this is through your [Parent Portal](#). Complete a short questionnaire and the Government Registration Service generates a tailored Individualised Learning Plan for you to download and include in your application. If you'd prefer to write your own plan, the Scope and Sequence document in the Parent Portal will support you.



Show your child's progress

As a registered homeschooler, your state's Department of Education may require you to complete reporting, which involves showing evidence of your child's learning and progress.

Reporting is submitted directly to your state Department of Education and typically takes place around 10 to 12 months after your initial registration. Your department will notify you when your reporting period is due.

When it's time to report, you'll generally be asked to provide samples of your child's work, plus parent annotations explaining how your child approached and completed the work, including their level of understanding and progress.

Euka's Premium Reporting Service

WHAT YOU GET

A dedicated reporting dashboard, a space to upload work samples and add parent comments, and guided prompts and comment templates to support your annotations.

WHAT YOU SUBMIT

Your information is compiled into a government compliant report, ready for you to download and submit when required. The report itself must be submitted by the parent or guardian.

LEARN MORE

Activate the Premium Reporting Service from your [Parent Portal](#) any time during the year.



Documents that recognise your child's progress

Euka provides a range of documents to recognise student progress, support transitions, and assist with homeschooling requirements.

DOCUMENT	PURPOSE	WHERE IT'S USED
Completion Certificate	Recognises term completion (Foundation to Grade 12)	Keepsake; not a formal qualification
Academic Transcript	Term-by-term performance record	Transition to mainstream school, TAFE, Year 11 entry
Grade Report	Overview of all completed terms with parent reflections and highlights	Internal record; keepsake
Premium Reporting Service	Generates a government compliant report with work samples and parent annotations	Submitted by you to the Department of Education

NOTE

Academic transcripts are not suitable for government reporting on their own. Departments of Education require work samples and parent annotations. The Premium Reporting Service compiles these into a government compliant report ready for you to submit.



SECTION FOUR

Subject Summary

What your child will learn this year, across all eight subjects.

Subjects you'll be studying

English

Students develop reading fluency and comprehension through engagement with chapter books and information texts. They study story structure, character and themes, build vocabulary and spelling, and create imaginative, informative and persuasive texts using simple and compound sentences.

TERM TOPICS

T1 Narrative writing; *The Mouse and the Motorcycle*

T2 Informative writing; *The Littles*

T3 Retelling and responding; *Nim's Island*

T4 Imaginative and informative writing; *Flat Stanley*

Maths

Students develop number sense by recognising, representing and ordering numbers to at least 1,000 and understanding place value. They apply addition and subtraction strategies, explore multiplication and division concepts, and work with measurement, time, money, fractions, shape, patterns and data.

TERM TOPICS

T1 Number to 1,000; place value; addition and subtraction

T2 Multiplication and division concepts; length and mass

T3 Time, money and fractions

T4 Shape, patterns, data and problem solving

Science

Students investigate the characteristics and needs of living things and explore how environments support survival. They examine properties and uses of materials, learn about Earth's resources including water, and observe how pushes, pulls and forces affect objects in everyday situations.

TERM TOPICS

T1 Living things and their needs (Biological)

T2 Properties and uses of materials (Chemical)

T3 Water and Earth's resources (Earth and space)

T4 Pushes, pulls and movement (Physical)

HASS

Students explore how communities have changed over time and how technology has shaped daily life. They develop geographical understanding through maps and connections between people and places, and learn about rules, roles and active participation in communities.

TERM TOPICS

T1 Continuity and change in communities (History)

T2 Places, maps and connections (Geography)

T3 Technology and daily life in the past (History)

T4 Rules, roles and responsibilities (Civics)

Subjects you'll be studying

Health

Students develop an understanding of identity, strengths and respectful relationships. They learn strategies for recognising and managing emotions, exploring protective behaviours and help-seeking, and making healthy choices that support physical, emotional and social wellbeing.

TERM TOPICS

- T1** Personal identity and respectful relationships
- T2** Emotional responses and permission skills
- T3** Protective behaviours and safety strategies
- T4** Healthy choices and wellbeing

Physical Education

Students practise and refine fundamental movement skills through individual and team activities, developing coordination, balance and spatial awareness. They learn to apply rules, cooperate with others and demonstrate fair play, building confidence, teamwork and problem-solving through movement.

TERM TOPICS

- T1** Fundamental movement skills and strategies
- T2** Rules, cooperation and fair play
- T3** Movement sequences and coordination
- T4** Active games and applying strategies

The Arts

Students explore visual arts, dance, drama, music and media arts through practical and creative experiences. They respond to artworks and performances from diverse cultures and communities, including First Nations Australian perspectives, and develop confidence expressing ideas and reflecting on artistic works.

TERM TOPICS

- T1** Visual arts and dance
- T2** Visual arts and drama
- T3** Visual arts and media arts
- T4** Music and integrated arts

Language: Spanish

Students build foundational Spanish communication skills through greetings, conversations, songs, stories and games. They learn vocabulary and sentence structures related to routines, family, surroundings and celebrations while developing listening, speaking and comprehension skills.

TERM TOPICS

- T1** Friends and routines
- T2** My surroundings
- T3** Spanish tales
- T4** Celebrations and traditions

Common questions, simple answers



Even with the best planning, a few questions can pop up as you settle into your homeschooling rhythm. Here are clear, practical answers to the most common queries from Euka families.

01 Why do some subjects alternate between terms?

To give your child the right balance of depth and variety, some subjects rotate across terms. In Primary, History and Geography alternate each term. This approach is carefully planned around curriculum requirements and helps prevent overload while ensuring meaningful learning across all subject areas.

02 What if I cannot find the novel?

No problem at all. We've selected popular, widely available novels so you have a range of options. You can listen to audiobooks on platforms like YouTube or Spotify, download PDF versions that may be available online, or borrow a physical copy from your local library. If you're still having trouble, please reach out via our [Contact Page](#).

03 What if my child needs video content?

Our lessons are intentionally designed without embedded videos to help children stay focused and avoid unnecessary online distractions. However, if a video would support your child's understanding, each lesson includes a clear focus and curriculum outcomes which can be used to find relevant, high quality videos online.

04 What if I don't have materials for a practical activity?

All practical activities are optional and can be skipped if they don't suit your situation. If you'd still like to complete the activity, you can adapt it in a way that works for you, such as drawing, painting, or describing the concept instead. Homeschooling is flexible and designed to suit your home environment.

05 What if my child doesn't want to complete all parts of the lesson?

That's completely okay. We recommend focusing on the "Learn" section, as it introduces the key concepts. The remaining sections can be completed or skipped based on what works best for your child. You can still mark the lesson as complete even if some sections are not finished.

06 What if the level is too hard or too easy?

If a subject level doesn't feel quite right, simply contact us via our [Contact Page](#) and we can adjust the level for Maths, English, and Science to one that better suits your child, with Grade 11 and Grade 12 content reserved for senior students. Finding the right level is important, and we'll work with you to make sure it's the best fit.

More support for your homeschooling journey

For more resources and how-tos on homeschooling, we've got over 40 episodes covering a range of topics. Here are a few you might find helpful.



Apple Podcasts



YouTube



Spotify



EPISODE 034

What you need to know about registration and reporting when homeschooling

A practical breakdown of registration, reporting, and what families need to prepare.



EPISODE 017

3 major obstacles parents face when homeschooling

Helpful perspective on common pressure points and how to work through them.



EPISODE 011

Mental health and how it affects our children

Thoughtful support around wellbeing, routines, and creating a healthy learning environment.



EPISODE 020

Homeschooling on a budget

Simple ideas for keeping homeschooling affordable without losing quality or flexibility.

Plus many more

Browse the full Future Learners library for conversations on travel schooling, confidence, routines, parenting, wellbeing, and getting started with Euka.

[Future Learners Podcast](#)

[Browse all episodes](#)



YOU'VE GOT THIS, AND WE'VE GOT YOU

Whether you have a quick question or just need a little encouragement, our experienced Future Learning Specialists and friendly admin team are only a message away.

START HERE

[Open your Parent Portal](#)

NEED A HAND?

euka.edu.au/contact

HELP ARTICLES

help.euka.edu.au

