

# GRADE 1 PARENT HANDBOOK



## **Welcome to homeschooling with Euka**

A practical, friendly guide to your first year of homeschooling, designed to help your family feel confident and organised from day one.



# We're so glad your family is here

This is the beginning of an exciting adventure together, one filled with discovery, growth, and the joy of learning as a family.

The purpose of this handbook is simple: to be your friendly, practical guide as you step into the Euka curriculum. Inside, you'll find clear explanations, helpful examples, flexible timetables, and everything you need to feel confident and organised from day one.

At Euka, we believe homeschooling works best when families feel supported, not overwhelmed. That's why our experienced Future Learning Specialists and friendly administration team are here for you every step of the way.

Whether you have a quick question, need extra resources, or just want a little encouragement, we're only a message away and genuinely excited to help you succeed.

**You're not just enrolling in a program. You're joining a community.**

We're here to walk alongside you, celebrating the wins, navigating the challenges, and making sure your home education journey is rewarding, flexible, and perfectly suited to your family.

We can't wait to see all the wonderful things your children will discover and achieve with Euka!

## **The Euka team**

# You're enrolled, here's what happens next

Once you've enrolled via our website, you'll receive a Welcome to Euka email with everything you need to get started. This email will guide you through the final steps of your enrolment, including entering your student's details and generating their unique Euka Student ID. Once completed, you'll have access to both the Parent Portal and Student Portal.

Your Welcome email walks you through the first steps in plain language, so you can start exploring the program at your own pace. Once your Student ID is generated, the full curriculum unlocks instantly across both portals.



## Student Portal

Where your child accesses lessons each day. Parents can also log in to track progress.

## Parent Portal

Your admin hub: payments, progress, reports, premium services, additional grade levels, and term-by-term ZIP downloads of activity and answer sheets for offline use.

### TIP

For more guidance, visit our Help Centre at [help.euka.edu.au](https://help.euka.edu.au).



# How does the Euka Student Portal work?

Your full course materials are available instantly once you enrol, ready and waiting in each child's own personalised student portal.

This easy-to-use online platform makes homeschooling simple and motivating for the whole family. At a glance, students can see exactly what needs to be covered each week, so they always know where they're up to without any guesswork.

As your child works through the lessons, they can mark each task as complete themselves. Along the way, they'll earn official certificates, giving them a sense of achievement and helping keep them engaged in their learning.

**Every child is met exactly where they are, rather than being forced into a one-size-fits-all approach.**

## Personalised Learning Plan (PLP)

Your child's core grade level is where they'll complete most of their subjects, but we can also support adjustments in Maths, English, and Science through our optional Personalised Learning Plan (PLP) support. For example, if your child is working at a Grade 1 core level and is ready for a challenge in English, we can step them up to Grade 2 English to keep them progressing with confidence. Get in touch with us via [euka.edu.au/contact](https://euka.edu.au/contact) to adjust.


WE'RE HERE FOR YOU

# You're never on your own

Our team of experienced Future Learning Specialists and friendly administration staff is always available to help.

If you experience any issues with the program or have administrative questions, simply reach out and we will assist you as quickly as possible.

If you need help supporting your child with a particular topic or activity, our Future Learning Specialists are happy to provide guidance, additional resources, and personalised support.



## GET IN TOUCH

Visit our Contact Page at [euka.edu.au/contact](https://euka.edu.au/contact) and a real person will be in touch within one business day.



## SECTION TWO

# Daily & Weekly Routines

How a Euka day flows, how a Euka week looks, and how it flexes around your family.





# Time for learning, time for life

We know a typical school day from 9 am to 3 pm isn't spent entirely on academic learning. Once you factor in recess, lunch, assemblies, rehearsals, and other activities, only part of the day is dedicated to core teaching. The Euka program is thoughtfully designed to be efficient yet relaxed, leaving plenty of time each day for your child to follow their interests, develop their talents, and simply enjoy being a child.

Many young people leave school without a clear sense of what they enjoy or where their strengths lie. Our program deliberately builds in generous, unstructured time so children can discover and nurture their unique gifts and passions. The Euka curriculum is designed to be part of your family life, not separate from it.

## DAILY STRUCTURE

**Maths + English + 1 subject**

## TIME PER DAY

**Around 2–3 core hours**

In traditional schools, subjects are often broken into short lessons due to timetable pressures. We believe children learn more effectively when they can fully immerse themselves in a topic without interruption. Maths and English follow a steady, alternating structure to support consistent progress.

# A flexible weekly plan that fits your family

A typical day includes a Maths lesson, an English lesson, and one additional subject. There are no strict time limits. Your child follows their natural rhythm. The example below is a guide and can be adjusted around family plans, appointments, and excursions.

DAY	MATHS	ENGLISH	ADDITIONAL SUBJECT
<b>Monday</b>	<b>Maths</b> Number sense to 120	<b>English</b> Phonics and blends	<b>Art</b> Visual arts exploration
<b>Tuesday</b>	<b>Maths</b> Tens and ones	<b>English</b> Sight words	<b>Science</b> Living things
<b>Wednesday</b>	<b>Maths</b> Shapes and measurement	<b>English</b> Simple sentences	<b>History</b> Family life past and present
<b>Thursday</b>	<b>Maths</b> Skip counting	<b>English</b> Reading aloud	<b>Health</b> Identity and relationships
<b>Friday</b>	<b>Maths</b> Patterns and review	<b>English</b> Sentence writing	<b>PE</b> Movement and play

## TIP

Some activities may capture your child's attention for hours, while others may be completed quickly. This natural rhythm is one of the benefits of home education.

## WHY THIS STRUCTURE

Maths and English follow a steady daily rhythm to support consistent progress. Other subjects rotate so your child can immerse fully in one topic at a time.

## ADJUST FREELY

The plan flexes around your family. Move subjects, swap days, or pause for an excursion. The Euka curriculum is designed to be part of family life, not separate from it.

# Routines that work for the whole family

Every family is different, and you will naturally find a routine that works best for you.

Many families find it helpful to have all children complete Maths and English at the same time each day. While one child works independently, you can spend one-on-one time with another. This approach can also be used for English, allowing each child to receive individual support during core subjects.

Afternoons can be a great time for shared learning. Children can come together for group activities such as science experiments, art projects, or other hands-on tasks. Afterwards, each child can complete their own individual work.

This is just one approach, and you are encouraged to adapt it to suit your family. The Euka program is designed to help children become more independent over time, making it easier to manage multiple learners.







SECTION THREE

# Government Registration & Reporting

How homeschooling registration works in Australia, what reporting you'll need, and how Euka helps you handle both.



# Register your child as a homeschooler

In Australia, families who choose to homeschool are required to register their child with their state or territory's Department of Education. Each state has its own process, but the basic shape is the same.

Families need to submit a homeschooling application along with learning plans for their child. These plans demonstrate how your child's learning will align with the Australian Curriculum, your understanding of your child's individual learning needs, and how you plan to support and facilitate their education.



You won't need to provide past school reports as part of this process.

## Documents required

- Scope and Sequence (provided by Euka)
- Birth Certificate
- Individualised Learning Plan (ILP)

### PREMIUM SERVICE AVAILABLE

The simplest way to handle this is through your [Parent Portal](#). Complete a short questionnaire and the Government Registration Service generates a tailored Individualised Learning Plan for you to download and include in your application. If you'd prefer to write your own plan, the Scope and Sequence document in the Parent Portal will support you.



# Show your child's progress

As a registered homeschooler, your state's Department of Education may require you to complete reporting, which involves showing evidence of your child's learning and progress.

Reporting is submitted directly to your state Department of Education and typically takes place around 10 to 12 months after your initial registration. Your department will notify you when your reporting period is due.

When it's time to report, you'll generally be asked to provide samples of your child's work, plus parent annotations explaining how your child approached and completed the work, including their level of understanding and progress.

## Euka's Premium Reporting Service

### WHAT YOU GET

A dedicated reporting dashboard, a space to upload work samples and add parent comments, and guided prompts and comment templates to support your annotations.

### WHAT YOU SUBMIT

Your information is compiled into a government compliant report, ready for you to download and submit when required. The report itself must be submitted by the parent or guardian.

### LEARN MORE

Activate the Premium Reporting Service from your [Parent Portal](#) any time during the year.

## RECOGNITION DOCUMENTS

# Documents that recognise your child's progress



Euka provides a range of documents to recognise student progress, support transitions, and assist with homeschooling requirements.

DOCUMENT	PURPOSE	WHERE IT'S USED
<b>Completion Certificate</b>	Recognises term completion (Foundation to Grade 12)	Keepsake; not a formal qualification
<b>Academic Transcript</b>	Term-by-term performance record	Transition to mainstream school, TAFE, Year 11 entry
<b>Grade Report</b>	Overview of all completed terms with parent reflections and highlights	Internal record; keepsake
<b>Premium Reporting Service</b>	Generates a government compliant report with work samples and parent annotations	Submitted by you to the Department of Education

### NOTE

Academic transcripts are not suitable for government reporting on their own. Departments of Education require work samples and parent annotations. The Premium Reporting Service compiles these into a government compliant report ready for you to submit.



#### SECTION FOUR

# Subject Summary

What your child will learn this year, across all eight subjects.

# Subjects you'll be studying

## English

Students develop phonics knowledge and high-frequency sight words, read short decodable and predictable texts with increasing fluency, and learn story elements. They write simple sentences using capital letters and full stops, and explore recounts, narratives, and simple reports.

### TERM TOPICS

- T1** Blends, digraphs and long-vowel patterns
- T2** Vowel teams; recount and opinion writing
- T3** Phonics consolidation; poetry and imaginative texts
- T4** Reading fluency; narrative and report writing

## Maths

Students develop number sense by recognising, representing and ordering numbers to at least 120 and partitioning into tens and ones. They build addition and subtraction strategies, skip count by 2s, 5s and 10s, and explore time, money, and simple data.

### TERM TOPICS

- T1** Number sense to 120; tens and ones; shapes and measurement
- T2** Skip counting; equal groups; patterns; informal measurement
- T3** Addition and subtraction; time, money and data
- T4** Consolidation

## HASS

Students explore differences in family structures and roles over time, and continuity and change in daily life. They investigate features of local places and learn how places can be cared for, including by First Nations Australians.

### TERM TOPICS

- T1** Family life past and present (History)
- T2** Features of local places (Geography)
- T3** Changes in daily life over time (History)
- T4** Caring for places and community roles (Geography)

## Science

Students learn about the basic needs of plants and animals, investigate daily and seasonal changes, and explore pushes and pulls. They examine the properties of everyday materials and develop science inquiry skills.

### TERM TOPICS

- T1** Needs of living things (Biological)
- T2** Daily and seasonal changes (Earth and space)
- T3** Pushes and pulls (Physical)
- T4** Everyday materials (Chemical)

# Subjects you'll be studying

## The Arts

Students explore how people across cultures create and experience visual arts, dance, drama, music, and media arts, with a focus on examples from First Nations Australians.

### TERM TOPICS

- T1** Visual arts and dance
- T2** Visual arts and drama
- T3** Music and movement
- T4** Combined arts and performance

## Health

Students develop an understanding of personal qualities and identity. They learn skills for building respectful relationships, recognising emotions, using protective behaviours, and responding to health messages in their community.

### TERM TOPICS

- T1** Identity and respectful relationships
- T2** Emotions and permission skills
- T3** Protective behaviours and help-seeking
- T4** Healthy choices and personal safety

## Physical Education

Students practise and apply fundamental movement skills, explore different ways of moving and using space, learn to follow and co-create rules for fair play, and identify activities that make movement enjoyable.

### TERM TOPICS

- T1** Fundamental movement skills
- T2** Rules, teamwork and fair play
- T3** Movement sequences and coordination
- T4** Team games and skill consolidation

## Language: Spanish

Students learn basic Spanish greetings, introductions, personal details and everyday routines. They engage with simple stories, songs and imaginative language, and participate in basic conversations and language games.

### TERM TOPICS

- T1** Greetings, introductions and routines
- T2** Personal details and language games
- T3** Stories, songs and imaginative language
- T4** Review and simple conversations

# Common questions, simple answers



Even with the best planning, a few questions can pop up as you settle into your homeschooling rhythm. Here are clear, practical answers to the most common queries from Euka families.

## 01 Why do some subjects alternate between terms?

To give your child the right balance of depth and variety, some subjects rotate across terms. In Primary, History and Geography alternate each term. This approach is carefully planned around curriculum requirements and helps prevent overload while ensuring meaningful learning across all subject areas.

## 02 What if I cannot find the novel?

No problem at all. We've selected popular, widely available novels so you have a range of options. You can listen to audiobooks on platforms like YouTube or Spotify, download PDF versions that may be available online, or borrow a physical copy from your local library. If you're still having trouble, please reach out via our [Contact Page](#).

## 03 What if my child needs video content?

Our lessons are intentionally designed without embedded videos to help children stay focused and avoid unnecessary online distractions. However, if a video would support your child's understanding, each lesson includes a clear focus and curriculum outcomes which can be used to find relevant, high quality videos online.

## 04 What if I don't have materials for a practical activity?

All practical activities are optional and can be skipped if they don't suit your situation. If you'd still like to complete the activity, you can adapt it in a way that works for you, such as drawing, painting, or describing the concept instead. Homeschooling is flexible and designed to suit your home environment.

## 05 What if my child doesn't want to complete all parts of the lesson?

That's completely okay. We recommend focusing on the "Learn" section, as it introduces the key concepts. The remaining sections can be completed or skipped based on what works best for your child. You can still mark the lesson as complete even if some sections are not finished.

## 06 What if the level is too hard or too easy?

If a subject level doesn't feel quite right, simply contact us via our [Contact Page](#) and we can adjust the level for Maths, English, and Science to one that better suits your child, with Grade 11 and Grade 12 content reserved for senior students. Finding the right level is important, and we'll work with you to make sure it's the best fit.

# More support for your homeschooling journey

For more resources and how-tos on homeschooling, we've got over 40 episodes covering a range of topics. Here are a few you might find helpful.



Apple Podcasts



YouTube



Spotify



EPISODE 034

## What you need to know about registration and reporting when homeschooling

A practical breakdown of registration, reporting, and what families need to prepare.



EPISODE 017

## 3 major obstacles parents face when homeschooling

Helpful perspective on common pressure points and how to work through them.



EPISODE 011

## Mental health and how it affects our children

Thoughtful support around wellbeing, routines, and creating a healthy learning environment.



EPISODE 020

## Homeschooling on a budget

Simple ideas for keeping homeschooling affordable without losing quality or flexibility.

## Plus many more

Browse the full Future Learners library for conversations on travel schooling, confidence, routines, parenting, wellbeing, and getting started with Euka.

[Future Learners Podcast](#)

[Browse all episodes](#)



## YOU'VE GOT THIS, AND WE'VE GOT YOU

Whether you have a quick question or just need a little encouragement, our experienced Future Learning Specialists and friendly admin team are only a message away.

START HERE

**[Open your Parent Portal](#)**

NEED A HAND?

[euka.edu.au/contact](https://euka.edu.au/contact)

HELP ARTICLES

[help.euka.edu.au](https://help.euka.edu.au)

